

Design program information

You need graphic design software that supports spot colours as a colour mode (e.g. InDesign, Illustrator, QuarkXPress, CorelDraw etc.). Office programs and image editing software are not suitable for creating print files for this product!

Spot colours with HKS K or PANTONE C

HKS and PANTONE colours are made up as special inks and printed directly.

Use the exact **number of colours in each print area** according to your order.

Examples

Print area: Barrel 2-colour/ clip 1-colour

Spot colour: HKS K

Barrel: HKS 1 K, HKS 13 K / Clip: HKS 47 K

Print area: Barrel 2-colour and clip 1-colour

Spot colour: PANTONE C

Barrel: PANTONE 286 C, PANTONE 146 C / Clip: PANTONE Yellow C

Using spot colours

- Only use colours from the **HKS K or PANTONE C** (solid coated) ranges
- Use the following naming conventions for the spot colour:

HKS 1 K	PANTONE 286 C
HKS 13 K	PANTONE 146 C

Make sure you use the correct capitalisation and include the spaces.
- The following neon colours are excluded and cannot be printed:
 - PANTONE 801 C - blue
 - PANTONE 802 C - green
 - PANTONE 803 C - yellow
 - PANTONE 804 C - orange
 - PANTONE 805 C - red
 - PANTONE 806 C - pink
 - PANTONE 807 C - purple
- Do not use CMYK, RGB, Lab or other spot colours (such as HKS Z).
- The spot colour has a tonal value of 100 % (do not use a colour grid or half-tone values).
- Do not use any graphic effects on the spot colour, such as colour gradients, drop shadows, transparencies etc.

Using the colour “white” (WHITE)

White is not a HKS or PANTONE colour. If you want to use white in your design, please follow these additional instructions:

- Graphic elements or backgrounds which are created with the colour white (also applies to “paper-white” areas) must also be defined as a spot colour.
- This spot colour must be called **WHITE**. (Please note the capitalisation)

Examples:

Print area: Barrel 2-colour / clip 1-colour

Spot colour: HKS K

Barrel: HKS 1 K, HKS 13 K / Clip: WHITE

Mandatory specifications

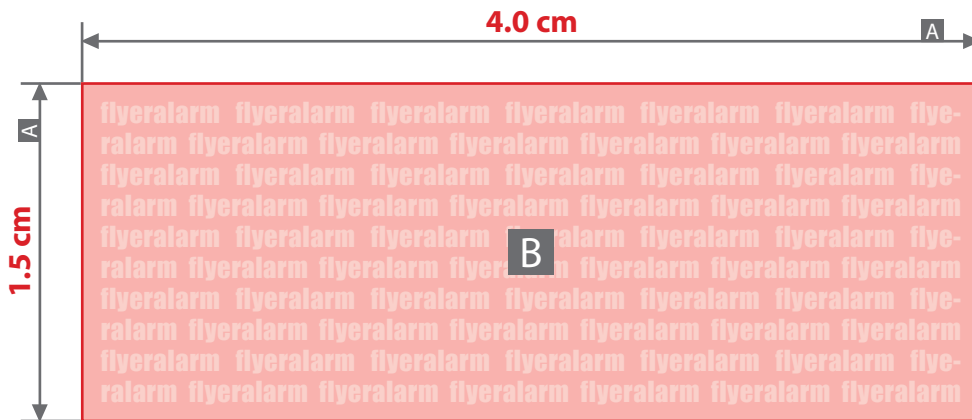
- Only use vector images.
- The minimum font size is 3.5 pt or 1.2 mm in height for small letters.
- Line weights and typographic lines, positive lines (lines in spot colour) and negative lines (area surrounding lines in spot colour) minimum 0.5 points (0.18 mm).

Tips

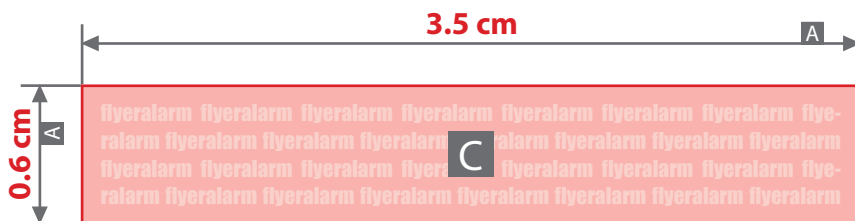
- Please use sans serif fonts (e.g. Arial)!
- The black is HKS 88 K or PANTONE BLACK C.

Pen Print areas

Print area 1



Print area 2



Please send us one print file for each print area!

Print area body: 1 x file
 Print area clip: 1 x file
 Print area body and clip: 2 x 1 file

Sketches are not to scale

- A = Artwork format
- B = Body
- C = Clip

Pen

Position of print areas

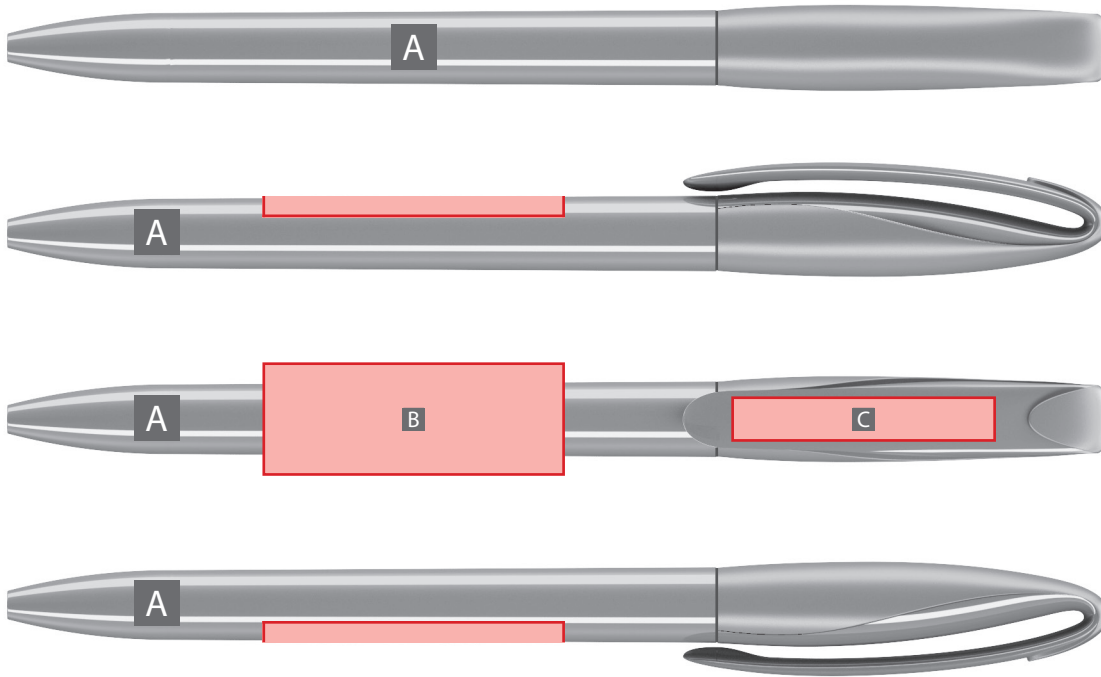


Illustration is not to scale

A = Views of pens
B = Print area body
C = Print area clip

! Views of pens (A):
The illustration of the pen serves as an example
and applies to all available variations!

The views only serve as a positioning
sketch for the single print areas.